




IR 4 2014


You can file this return online at www.ird.govt.nz


1 April 2013 to 31 March 2014


● **If your company's name, IRD number and postal address are shown correctly above, go to Question 5.**


1. If the company's IRD number is **not** shown above, print it in Box 1.
(8 digit numbers start in the second box 1 2 3 4 5 6 7 8) 

2. If the correct company name is **not** shown above, see page 9 of the guide.

3. If the company's trading name has **changed** or is not shown below, print it in Box 3.



4. If the correct postal address is **not** shown above, print the full address in Box 4.
Do **not** print your tax agent's address here. See page 9 of the guide.

Please put street address or PO Box number **above** and suburb, box lobby or RD and town, city or region **below**

5. If the correct street address is **not** shown below, print the full address in Box 5.

Please put street address **above** and suburb or RD and town, city or region **below**


6. Print your business industry classification (BIC) code in Box 6. See page 9 of the guide.



7. If the correct daytime phone number is **not** shown below, print it in Box 7.

Prefix Phone number

8. If the company's correct **bank account number** is **not** shown below, print it in Box 8.

Bank Branch Account number Suffix

- If your suffix has only two numbers, enter them in the first two squares of the suffix box.
- For information about direct crediting, see page 10 of the guide.

9. Is the company a **non-resident** for tax purposes?  No Go to Question 10. Yes Go to Question 11.

10. Does this return include the **annual imputation return**? See page 10 of the guide.  No Go to Question 11. Yes Go to Question 10A.

10A. Are there any **monetary entries** on page 6 of this return?  No Yes

11. Has the company ceased? No Go to Question 12. Yes See page 11 of the guide.

Income

22. Total income or net loss before donations

Add Boxes 12B, 13B, 14B, 15B, 16B, 18B, 19B and 21B. Print your answer in Box 22.

Total income before donations—if a loss, put a minus sign in the last box

22 \$, , .

23. Did the company make any donations to donee organisations?

No Go to Question 24.

Yes Print the amount here. See page 27 of the guide.

Donations made

23B \$, , . -

24. Total income or net loss

Subtract Box 23B from Box 22 and print your answer in Box 24.

Total income—if a loss, put a minus sign in the last box

24 \$, , .

25. Can the company claim net losses brought forward?

No Go to Question 26.

Yes Print details here. See page 27 of the guide.

Amount brought forward

25A \$, , . -

Amount claimed this year

25B \$, , . -

26. Total income after net losses brought forward

If you ticked "Yes" at Question 25, see page 29 of the guide. If you ticked "No", copy the amount in Box 24 to Box 26.

Total income after net losses—if a loss, put a minus sign in the last box

26 \$, , .

27. Did the company have net losses and/or subvention payments to or from other companies?

No Go to Question 28.

Yes Print the details here. See page 29 of the guide.

If the company received net losses or made a subvention payment, put a minus sign in the last box.

Net losses

27 \$, , .

Subvention payments

27A \$, , .

28. Taxable income or net loss to carry forward

Offset any amounts in Boxes 27 and 27A against the amount in Box 26. Print your answer in Box 28.

Taxable income or loss to carry forward—if a loss, put a minus sign in the last box

28 \$, , .

Tax calculation

29. Calculate the tax payable

Copy the total from Box 28 to Box 29A. This is your **taxable income**.

29A \$, , . **0 0**

Total tax payable. Work out the tax on taxable income at 28 cents in the dollar. Print your answer in Box 29B.

29B \$, , .

Overseas tax paid. Copy the amount from Box 18A to Box 29C.

29C \$, , .

Subtract Box 29C from Box 29B. If Box 29C is larger than Box 29B, print "0.00" in Box 29D.

29D \$, , .

Calculate the foreign investor tax credit. Print your answer in Box 29E. See page 30 of the guide.

29E \$, , .

Subtract Box 29E from Box 29D. Print your answer in Box 29F.

29F \$, , .

Copy the total imputation credits, if any, from Box 14 to Box 29G.

29G \$, , .

Subtract Box 29G from Box 29F. Print your answer in Box 29H. If Box 29G is larger than Box 29F, print "0.00" in Box 29H and see page 31 of the guide.

29H \$, , .

Copy the total tax credits from Box 17A to Box 29I.

29I \$, , .

Subtract Box 29I from Box 29H. Print your answer in Box 29J. This is the **residual income tax**.

29J \$, , .

If Box 29I is larger than Box 29H, the difference is a credit.

(Tick one) Credit Debit

If Box 29H is larger than Box 29I, the difference is a debit.

Print any 2014 provisional tax paid in Box 29K.

29K \$, , .

If Box 29J is a credit, add Box 29J and Box 29K.

Print your answer in Box 29L. This is the refund.

If Box 29J is a debit, subtract Box 29K from Box 29J.

This is the tax to pay.

If Box 29K is larger than Box 29J, the difference is the refund.

29L \$, , .

(Tick one) Refund Tax to pay

39. Print the details for all shareholders, directors and relatives of shareholders who received remuneration (with no PAYE deducted), or loans from the company, or were attributed a loss by the company. Please show the shareholder's, director's or relative's IRD number for amounts in Boxes 39B to 39D, and the associated company's IRD number for Boxes 39E and 39F separately. For group companies which shared loss offsets and subvention payments, print these amounts in Boxes 39E and 39F. See page 46 of the guide. If you need more space use the enclosed IR 4S. Remuneration is liable for ACC levies.

39A ▶ IRD number <input type="text"/>	39B ▶ Remuneration with no PAYE deducted \$ <input type="text"/>	39C ▶ Value of loans from the company \$ <input type="text"/>
	39D ▶ Current account balance \$ <input type="text"/> (Tick one) CR DR <input type="radio"/> <input type="radio"/>	39E ▶ Loss offsets (put a minus sign in the last box to show losses claimed) \$ <input type="text"/>
		39F ▶ Subvention payments (put a minus sign in the last box to show subvention payments made) \$ <input type="text"/>

39A ▶ IRD number <input type="text"/>	39B ▶ Remuneration with no PAYE deducted \$ <input type="text"/>	39C ▶ Value of loans from the company \$ <input type="text"/>
	39D ▶ Current account balance \$ <input type="text"/> (Tick one) CR DR <input type="radio"/> <input type="radio"/>	39E ▶ Loss offsets (put a minus sign in the last box to show losses claimed) \$ <input type="text"/>
		39F ▶ Subvention payments (put a minus sign in the last box to show subvention payments made) \$ <input type="text"/>

39A ▶ IRD number <input type="text"/>	39B ▶ Remuneration with no PAYE deducted \$ <input type="text"/>	39C ▶ Value of loans from the company \$ <input type="text"/>
	39D ▶ Current account balance \$ <input type="text"/> (Tick one) CR DR <input type="radio"/> <input type="radio"/>	39E ▶ Loss offsets (put a minus sign in the last box to show losses claimed) \$ <input type="text"/>
		39F ▶ Subvention payments (put a minus sign in the last box to show subvention payments made) \$ <input type="text"/>

39A ▶ IRD number <input type="text"/>	39B ▶ Remuneration with no PAYE deducted \$ <input type="text"/>	39C ▶ Value of loans from the company \$ <input type="text"/>
	39D ▶ Current account balance \$ <input type="text"/> (Tick one) CR DR <input type="radio"/> <input type="radio"/>	39E ▶ Loss offsets (put a minus sign in the last box to show losses claimed) \$ <input type="text"/>
		39F ▶ Subvention payments (put a minus sign in the last box to show subvention payments made) \$ <input type="text"/>

