





Estimate of income for child support assessment 2021

 <p>1 April 2020 to 31 March 2021 (New Zealand child support year). Use this form if you want to estimate your current taxable income for your child support assessment for 2021. You can complete this form online using your myIR secure online services account.</p>	 <p>The income you estimate must be at least 15% less than the income used to work out your current child support assessment. We may ask for evidence to support your estimate. You need to have this available if we request it.</p>	 <p>Before completing this form please read our factsheet Child support - estimating your income (IR151) which gives full details on estimations.</p>	 <p>If you need help, contact us on 0800 221 221 (New Zealand residents), 1 800 504 042 (Australian residents), or +64 9 984 2537 (other overseas residents). To learn more about child support go to our website ird.govt.nz/childsupport</p>
---	--	---	---

Your details

- 1 Your New Zealand IRD number (8 digit numbers start in the second box. 1 2 3 4 5 6 7 8)
- 2 Your name

Mr
 Mrs
 Miss
 Ms (Tick one)

First name(s)

Surname
- 3 Your home address

Street address

Suburb and town or city

Postcode

Country
- 4 Your postal address (if different from above)

Street address or PO Box number

Suburb and town or city

Postcode

Country
- 5 Your contact details

Day Evening Mobile

Email

My estimate

Section 1 - New Zealand income

6

Do you have any New Zealand income?

No Please go to Section 2

Yes Please complete **one** of the options below

1. If you're completing this form before or during April, please estimate your income for the period 1 April 2020 to 31 March 2021. For no income, enter \$0.00.

NZ \$.

2. If you're completing this form any time from 1 May 2020, please provide your year-to-date income, and estimated income for the rest of the year. Make sure you complete both boxes. For no income, enter \$0.00.

Year-to-date income 1 April 2020 to last day of

last month (eg, May)

NZ \$.

Estimated income from first day of

to 31 March 2021.

NZ \$.

this month (eg, June)

Section 2 - Overseas income

Please put income in the currency you receive it, and indicate what currency that is. We'll convert it into New Zealand dollars to use in your assessment.

7

Do you have any income in a country other than New Zealand? (This includes income earned in a country without income tax)

No Please go to Section 3

Yes Please complete **one** of the options below

1. If you're completing this form before or during April, please estimate your income for the period 1 April 2020 to 31 March 2021. For no income, enter 0.00.

 .

Currency (eg, AUD for Australia)

2. If you're completing this form any time from 1 May 2020, please provide your year-to-date income and estimated income for the rest of the year. Make sure you complete both boxes. For no income, enter 0.00.

Year-to-date income 1 April 2020 to last day of

last month (eg, May)

 .

Currency (eg, AUD for Australia)

Estimated income from first day of

to 31 March 2021.

 .

this month (eg, June)

Currency (eg, AUD for Australia)

If you earn income in more than one currency, please write the details on a separate piece of paper and attach to this form. Put your name and IRD number at the top of each page.

Section 3 - Other details

8

Do you have a job (including any self-employed work)?

Yes If "yes", who do you work for?

No Go to Question 9

Work name

Phone

Work address

Town or city

Postcode

Country

9

Do you receive, or have you applied to receive, a New Zealand benefit?

Yes If "yes", please specify benefit type below

No

Benefit type

Work and Income number

Payment day

Tuesday

Wednesday

Thursday

I have read the factsheet **Child support - estimating your income - IR151**

Declaration

I choose to use this estimate for my child support assessment for the year 2021. I understand that if my expected income changes I must cancel this estimate and re-estimate my income before 31 March 2021. To the best of my knowledge the information I have given is true and correct.

Signature

/ /
Date

Please send this completed form to: Child Support, PO Box 39010, Wellington Mail Centre, Lower Hutt 5045

What happens next?

- If your estimate is accepted, we'll reassess your child support and send you a new notice.
- After the end of the year we'll compare the income you estimated with what you actually earned, and reassess your child support if necessary.
- If we can't accept your estimate, we'll send you a letter explaining why we've declined it.

Privacy

Meeting your child support obligations means giving us accurate information so we can assess your liabilities and entitlements under the Child Support Act 1991.

We may also exchange information about you with:

- some government agencies
- another country, if we have an information supply agreement with them, and
- Statistics New Zealand (for statistical purposes only).

You can ask for the personal information we hold about you. We'll give the information to you and correct any errors, unless we have a lawful reason not to. Find our full privacy policy at ird.govt.nz/privacy

OFFICE USE ONLY

Year to date overseas income		.
Exchange rate		.
<hr/>		
Estimated overseas income		.
Exchange rate		.
<hr/>		
Year to date New Zealand income	NZ \$.
Plus estimated New Zealand income	NZ \$.
<hr/>		
Total estimated income	NZ \$.